



Annual Financial Report

This document prepared for the year ending June 30, 2010 by the office of Operational Services.

Waynesville R-VI School District
Waynesville, Missouri
<http://waynesville.k12.mo.us/>



Table of Contents

Assistant Superintendent's Letter.....	2
District Information	3
Operating Fund Revenue	4
Property Tax Levy and Collections	6
Operating Fund Expenditures.....	7
District Membership.....	10
Capital Projects Fund.....	11



Assistant Superintendent's Letter

To the Patrons of the Waynesville R-VI School District

My office is pleased to present you with the first Annual Financial Report. This report is comprised of the District's financial data and factors that affect district finances. The enclosed information is current through the end of the 2010 Fiscal Year (June 30, 2010). The purpose of this report is to make district financial information easier to understand for our patrons and is intended to communicate the District's financial condition in an open and accountable manner. This comprehensive report contains information that is presented in the District's Independent Auditors' Report, completed by Graves and Associates. The District is audited annually by an independent auditor to ensure responsible spending of District revenues. If you have questions, comments, or feedback regarding this report, you are encouraged to contact my office at (573) 774-6169. This report is also available electronically on the District's Operational Services webpage at:

http://waynesville.k12.mo.us/district/departments/operational_services/

Dr. Jon W. Oetinger
Assistant Superintendent for Operational Services

DISTRICT INFORMATION

Mission Statement

***Through commitment to quality teaching and learning,
we prepare students for success***

The District provides educational services for over 5,800 students K-12. It encompasses the community areas of Waynesville, Fort Leonard Wood, and St. Robert.

Currently District facilities include: one high school (9-12) in Waynesville, one area vocational school in Waynesville, one middle school (7-8) in Waynesville, one elementary school (3-6) in St. Robert, one elementary school (K-2) in Waynesville, three elementary schools (K-6) on Fort Leonard Wood, and one early childhood facility located on Fort Leonard Wood. In addition, the district operates a facility for Maintenance and Food Service, one for Transportation Services, and a Central Office building. District athletic facilities include a Football Stadium, a Soccer and Baseball complex, and a Tennis and Softball complex.

Board of Education

Mr. Mike Keeling – President
Mr. Randy Walters – Vice President
Mr. Mike Rouse – Treasurer
Mrs. Lori Laughlin – Secretary
Mr. Herman Blau – Member
Mr. Andy Anderson – Member
Mr. Dorsey Newcomb – Member
Mr. Mike Warren – Fort Leonard Wood Support

Central Office Administration

Dr. Judene Blackburn – Superintendent
Dr. Susan Gettys – Assistant Superintendent for Instructional Services
Mr. Darrel Vaughan – Assistant Superintendent for Personnel Services
Dr. Jon Oetinger – Assistant Superintendent for Operational Services

OPERATING FUND REVENUE

The District received \$54,643,651 in revenue for the general and special revenue funds for the 2009-2010 year. The operating revenue accounted for 83.55% of the District's total revenue.

Funding Resources	2008-2009	2009-2010	% Change	% of Total Revenue
Local	\$13,256,266	\$13,326,531	0.53%	24.39%
County	\$468,622	\$498,415	6.35%	0.91%
State	\$23,978,542	\$22,816,697	4.85%	41.76%
Federal	\$12,667,388	\$17,398,245	37.35%	31.84%
Other	\$1,324,397	\$603,763	54.41%	1.10%
Total	\$51,695,215	\$54,643,651	5.70%	100%

Local Revenue

Local sources of revenue generated 24.39% of the total Operating Revenue. Some of the revenue included in Local Revenue consists of: current and delinquent property tax, Prop C sales tax, investments, food service, adult education tuition, and extracurricular activities.

County Revenue

County sources of revenue generated .91% of the total Operating Revenue. Some of the revenue included in County Revenue consists of: fines, railroad and utility tax, and forest land revenue.

State Revenue

State sources of revenue generated 41.76% of the total Operating Revenue. Of this source of revenue, 91.58% is from the state funding formula. This amount decreased last year due to a reduction in overall state revenues. The District is also compensated for transportation, vocational education, and various special education programs.

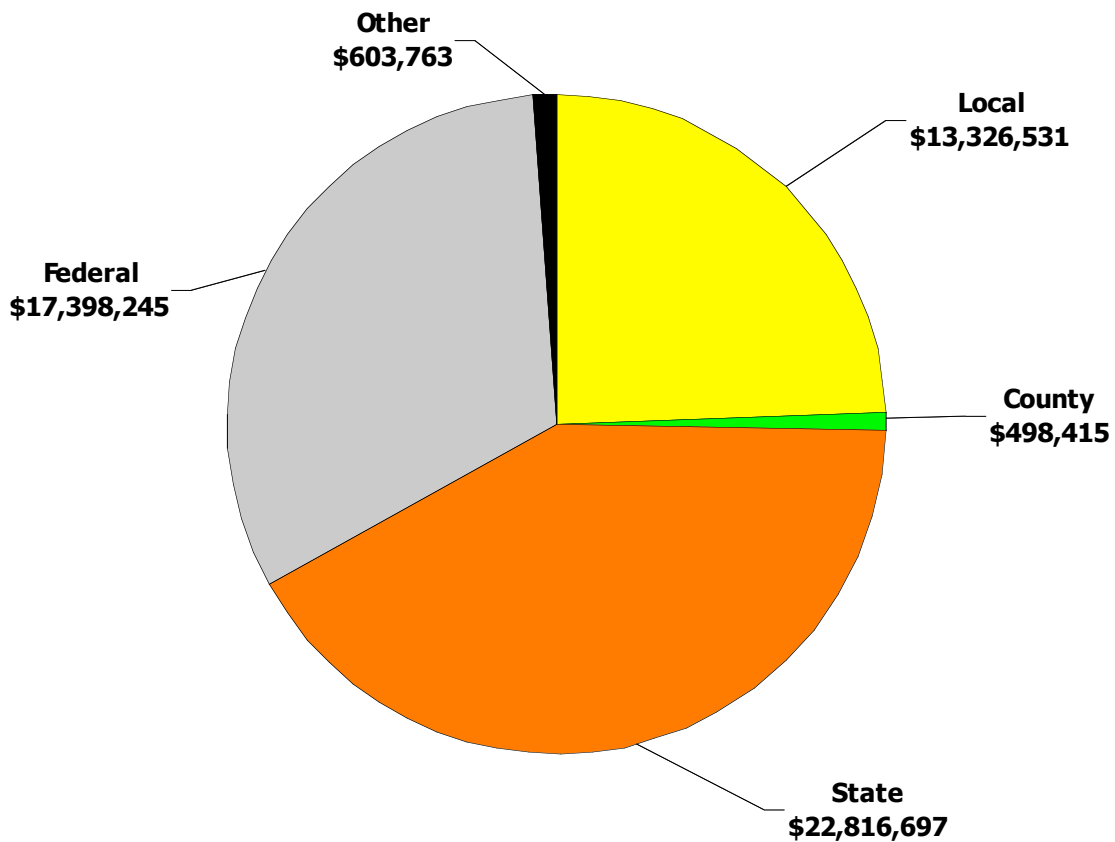
Federal Revenue

Federal sources of revenue generated 31.84% of the total Operating Revenue. The largest portion of this revenue is through Impact Aid (52.12%). Impact Aid is provided to the district in lieu of tax dollars that would be generated from the land where Fort Leonard Wood is located. The District also receives funding for the food service program, Title programs, and various special education programs.

Last year the district also received Federal ARRA Stimulus "Basic Formula Stabilization" revenue. This money was used to offset decreases from the state formula revenues reduction. The Basic Formula Stabilization revenue accounted for 27.34% of all Federal revenue received.

Other Revenue

Other sources of revenue generated 1.10% of the total Operating Revenue. This revenue was generated through tuition from other school districts for educating their students in the District.



PROPERTY TAX LEVY AND COLLECTIONS

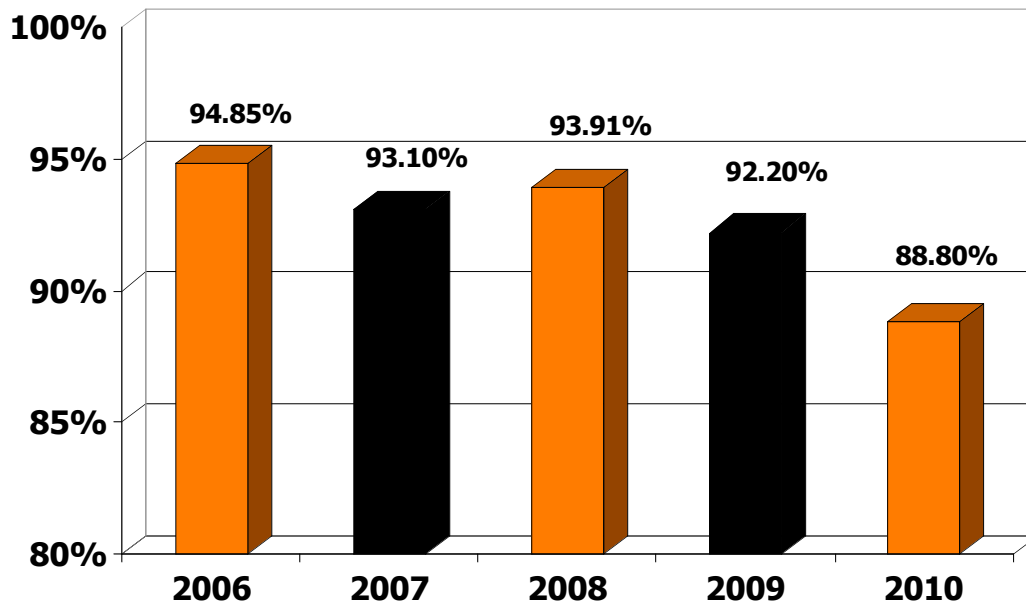
	District Levy Rate	Assessed Valuation	Total Amt. Levied	Current Year Tax Collected	Current Yr. Collected %	Delinquent Tax Collected	Total Collected
2009-10	\$2.75	241,996,309	\$6,654,898	\$5,909,419	88.80%	\$610,624	\$6,520,043
2008-09	\$2.75	232,695,356	\$6,399,122	\$5,899,880	92.20%	\$465,709	\$6,365,589
2007-08	\$2.75	214,659,037	\$5,903,123	\$5,543,357	93.91%	\$322,668	\$5,866,025
2006-07	\$2.75	174,227,343	\$4,791,251	\$4,460,192	93.10%	\$321,975	\$4,782,167
2005-06	\$2.75	154,124,966	\$4,238,436	\$4,020,126	94.85%	\$165,716	\$4,185,842

The levy rate is per \$100 of assessed valuation.

Property taxes are locally assessed taxes. The Pulaski County Assessor determines valuation of property located in the District. These taxes are collected annually through the Pulaski County Collectors office.

In each of the last five years, the district has seen an increase in assessed valuation of property within the district boundaries. In 2010 the district saw a 3.997% increase in assessed valuation.

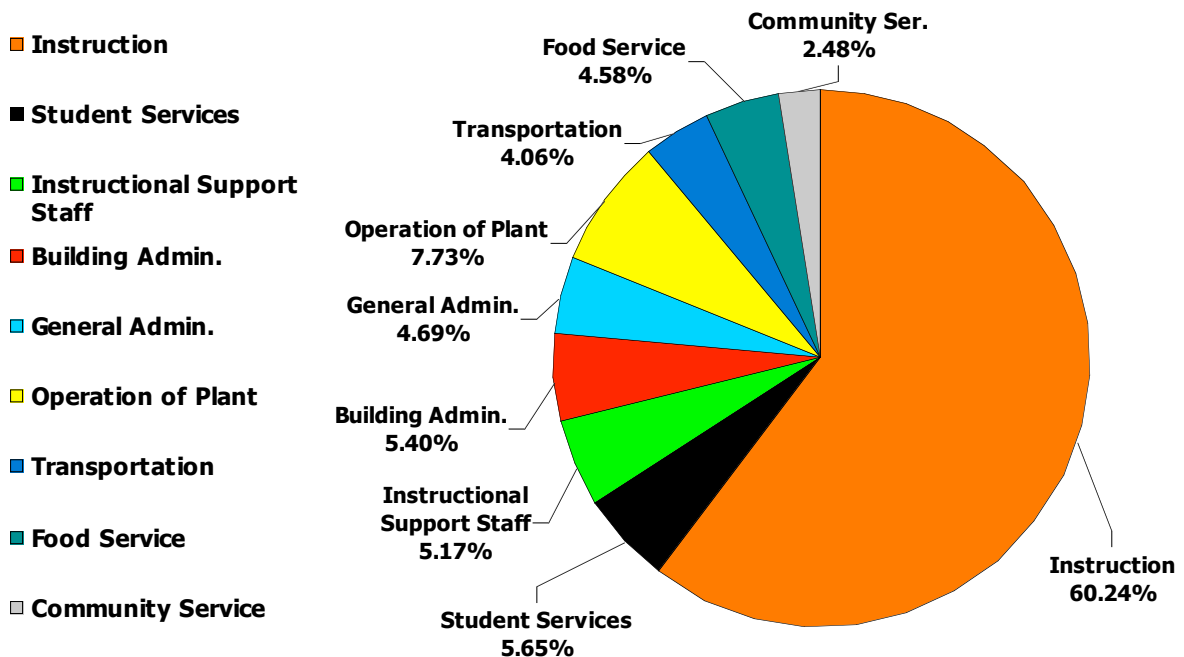
The District's tax rate was \$2.75. The entire amount of revenue generated from this tax was placed in Operating revenue to cover payroll, supplies, and purchase services.



OPERATING FUND EXPENDITURES

The district had \$54,563,283 in Operating expenditures for the fiscal year 2010. This is an increase of 7% over 2009. These expenditures include: Incidental Fund, Teachers Fund, Food Service, Transportation, and Activity Funds.

	2009	% of Total	2010	% of Total
Instruction	\$29,598,326	58.32%	\$32,870,446	60.24%
Student Services	\$3,208,356	6.32%	\$3,085,241	5.65%
Instructional Staff Support	\$2,514,646	4.96%	\$2,818,555	5.17%
Building Administration	\$2,863,202	5.64%	\$2,944,697	5.40%
General Admin. & Central Serv.	\$2,651,060	5.22%	\$2,558,466	4.69%
Operation of Plant	\$4,061,336	8.00%	\$4,220,340	7.73%
Transportation	\$2,172,659	4.28%	\$2,216,337	4.06%
Food Service	\$2,483,910	4.89%	\$2,496,349	4.58%
Community Service	\$1,195,345	2.36%	\$1,352,852	2.48%
Total	\$50,748,840		\$54,563,283	



Instruction (60.24%)

Instruction includes all curricular activities dealing with direct education of students, or interaction between students and teachers.

Student Services (5.65%)

Student Services include activities and expenditures associated with programs supporting student education. These services supporting education consist of guidance and counseling, attendance and health services.

Instructional Support Staff (5.17%)

Instructional Support Staff activities are intended primarily for assisting instructional staff in the development and planning process to provide learning opportunities. Activities included in Instructional Support are professional development, staff mentoring, curriculum development, media and technology, library services and IDEA.

Building Administration (5.40%)

Building Administration activities are those associated with management of school student activities. These activities include those directed and performed by building Principals, Assistant Principals, and the District Athletic Director. These activities consist of staff assignments, evaluations, supervision and maintenance of student records, and coordination of facilities activities.

General Administration and Central Services (4.69%)

General Administration expenses are those incurred by the district Board of Education and Central Office personnel to continue educational growth of all students and staff members.

Operation of Plant (7.73%)

Operation of Plant includes activities associated with keeping the physical plant open, comfortable, and safe for use. These activities include interior and exterior emergency and routine maintenance at all district sites, as well as upgrades to out of date fixtures and equipment. The operation also includes upkeep of grounds, buildings, and equipment for operation.

Transportation (4.06%)

This expense is all activities associated with providing transportation of students.

Food Service (4.58%)

Those activities concerned with providing food to pupils and staff in the district. This service area includes the preparation and serving of regular and incidental meals, lunches, or snacks in connection with school activities, and the delivery of food.

Community Service (2.48%)

Community services consist of those activities that do not directly relate to providing education for pupils in the District. These include services provided by the District for the community as a whole or some segment of the community and community welfare activities. This also includes activities providing programs for Parents As Teachers and for three and four year old children, outside of regular classroom setting, by screening, and through parent education.

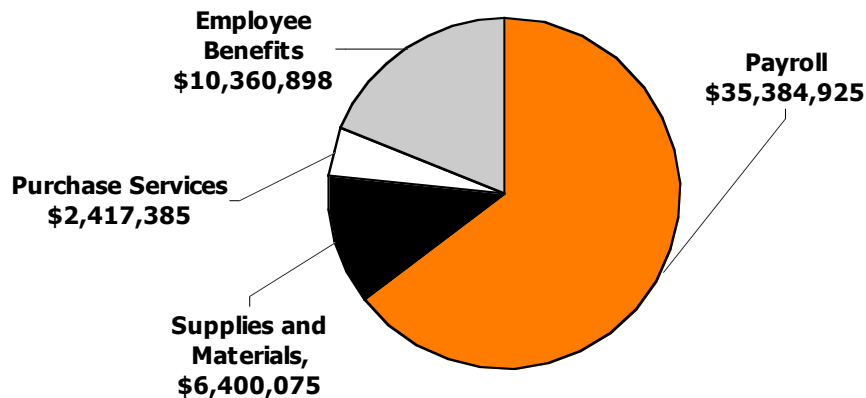


Personnel and Payroll

For 2010 the district had 489 Certified staff and 254 Classified staff as compared to 2009, 479 Certified staff and 254 Classified staff. Additionally, expenditures increased due to District approved increase in salary by moving all eligible employees down and over on their respective salary schedules and increasing salaries .5% to offset the increase in the employees retirement.

The majority of operating expenditure is dedicated to student instruction: \$35,384,925 comprised district payroll, employee benefits totaled \$10,360,898, \$6,487,229 was spent for general supplies and materials, and \$2,417,385 was spent for Purchased Services.

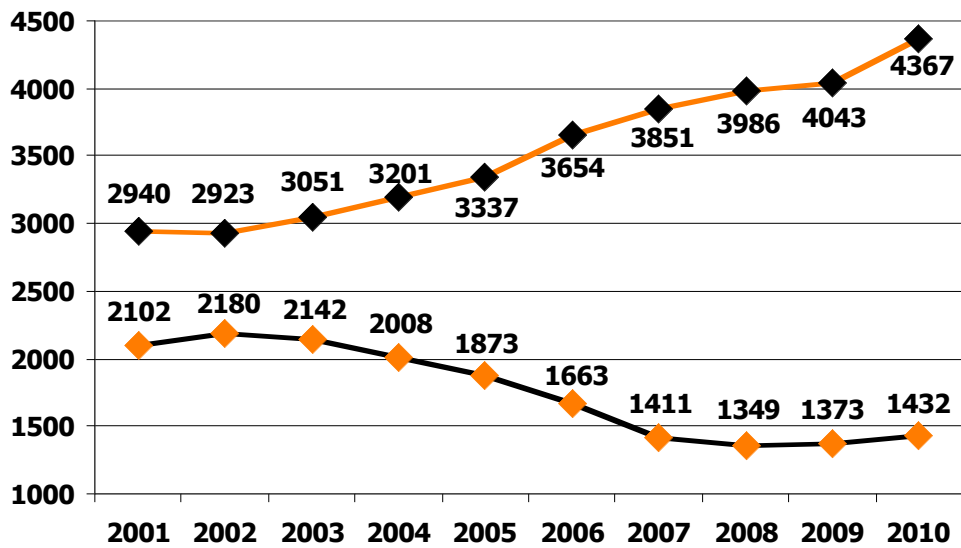
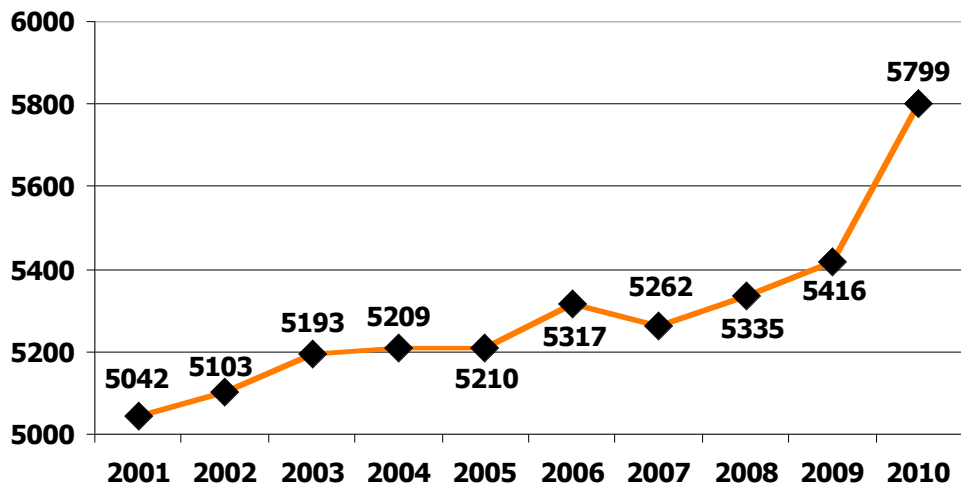
- District payroll includes employee salaries and benefits.
- General Supplies and Material are those purchased to support education in and out of the classroom.
- Purchased Services are services the district pays to firms, individuals, and/or organizations in supporting education.



District Provided Insurance Benefit (per employee / per month)

	Medical	Dental/Vision	GAP	Life	Total
2010	\$449.60	\$26.48	\$20.00	\$7.46	\$503.54
2009	\$401.98	\$26.48	\$20.00	\$7.46	\$455.92

DISTRICT MEMBERSHIP



◆ Waynesville ◆ FLW

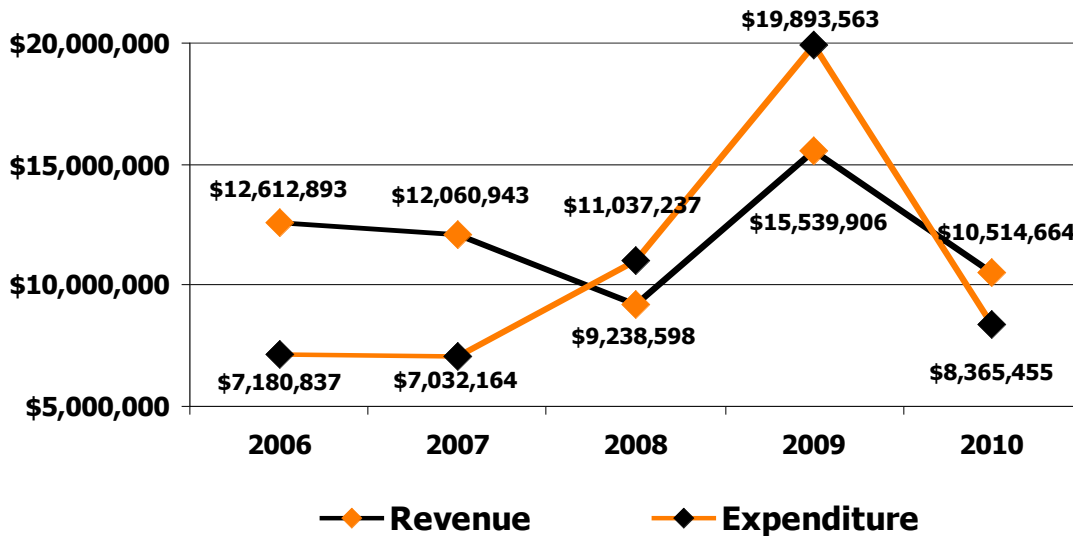
The enrollment graph above is the September membership number that the District reported to the Missouri Department of Elementary and Secondary Education. The September count day is the last Wednesday in September annually.

Over the past 10 years, the district enrollment has increased 1,427 students living off Fort Leonard Wood and has decreased 670 of students living on Fort Leonard Wood.

CAPITAL PROJECTS FUND

The Capital Projects Fund accounts for paying long-term debt, construction of major capital assets, and other capital outlay purchases.

Capital Fund Revenues and Expenditures



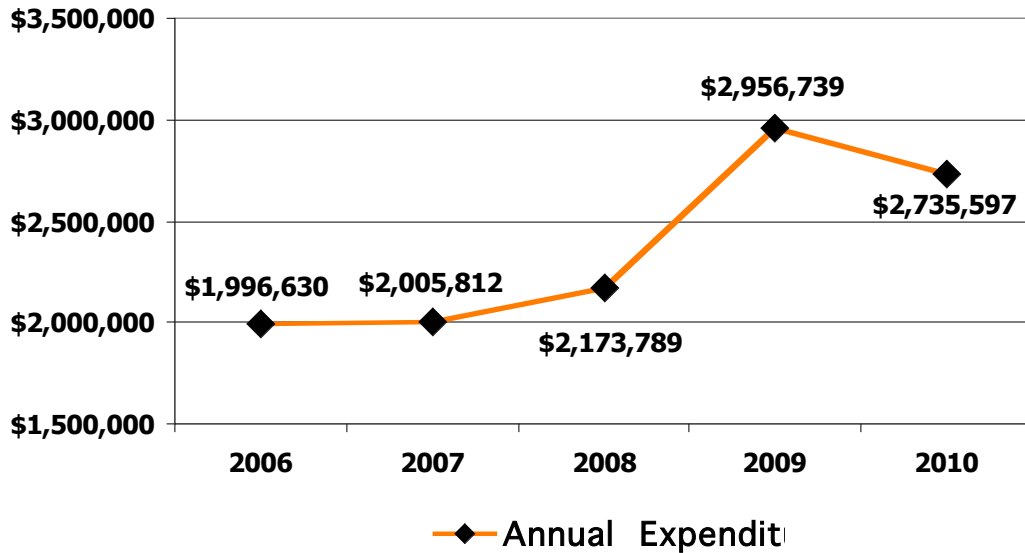
Majority of all Capital Fund Revenues have been provided through Impact Aid.

The major Capital Fund Expenditures during this five year period include: annual Lease payments completion of Freedom Elementary, Thayer Elementary renovation phase #1 and #2, Football Field renovation, Waynesville Middle School kitchen renovation, Williams Elementary renovation phase #1 and #2 East renovation phase #1, construction of the Waynesville Career Center, and the Waynesville High School Athletic Complex phase #1.

Other Capital Fund Expenditures include, but are not limited to: technology equipment purchases, facility roofing, facility security systems, facility equipment and district School Buses.

Lease Purchase Expenditure

The District has annual lease payments for projects and facilities. In 2010 the remaining leases were: Waynesville High School, the Powell (WCC) Building, and Freedom Elementary



Active district leases during the 2010 fiscal year included:

- Waynesville High School with a balance owed of \$4,749,000 and will be paid in full in 2012.
- Powell (WCC) Building with a balance owed of \$795,120 and will be paid in full in 2013.
- Freedom Elementary School with a balance owed of \$11,247,047.50 and will be paid in full in 2024.

